

















Leazes Homes summary performance report Quarter 2 2016-17, January – March 2017

Progress against each of these targets is assigned a status based on the information in the table below.

Status	Description
Red	Not achieved/not on track to be achieved
Amber	Currently not achieved but likely to be recovered
Green	Achieved/on track to be achieved
Blue	Information is not yet available to determine whether the target has been achieved/ is on track.

Description	Year-end target (if applicable)	Quarterly performance (Q2)	Quarter one target	Status	Projected Year-end status
Stock size	N/A	575	N/A	N/A	N/A
Number of tenancies	N/A	563	N/A	N/A	N/A
Rent and service charge arrears on current tenancies	£74,550	£64,255	£74,550		
Average level of arrears per property to be below £129 at the end of the 2016/17 financial year	£126	£112	N/A		

Average re-let period	25 days	32 days	25 days		
Void rent loss	N/A	1.37%	N/A		
Average time taken to complete repairs	5.0 days	4.8 days	5.0 days		
Average length of time taken to investigate a case of antisocial behaviour	45 days	28.2 days	45 days		
100% of properties have a valid Gas Safety Certificate at 31/03/2016.	100%	100%	100%		
Number of complaints in period	N/A	0	N/A	N/A	N/A