

















## Leazes Homes summary performance report Quarter 2 2016-17, July – September 2016

Progress against each of these targets is assigned a status based on the information in the table below.

Status	Description
Red	Not achieved/not on track to be achieved
Amber	Currently not achieved but likely to be recovered
Green	Achieved/on track to be achieved
Blue	Information is not yet available to determine whether the target has been achieved/ is on track.

Description	Year-end target (if applicable)	Quarterly performance (Q2)	Quarter one target	Status	Projected Year-end status
Stock size	N/A	576	N/A	N/A	N/A
Number of tenancies	N/A	546	N/A	N/A	N/A
Rent and service charge arrears on current tenancies	£74,550	£198,103	£132,482		
Average level of arrears per property to be below £129 at the end of the 2016/17 financial year	£129	£344	£214		

Collection Rate	N/A	93.8%	N/A	N/A	N/A
-----------------	-----	-------	-----	-----	-----

Average re-let period	25 days	33 days	25 days		
Void rent loss	N/A	1.3%	N/A		
Average time taken to complete repairs	5.0 days	3.7 days	5.0 days		
Average length of time taken to investigate a case of antisocial behaviour	45 days	25 days	45 days		
100% of properties have a valid Gas Safety Certificate at 31/03/2016.	100%	100%	100%		
Number of complaints in period	N/A	3	N/A	N/A	N/A